



UNIT 2

Name: _____ Grade: 8th _____

Date: _____

Priorización de objetivos: Nivel 2 C. Lectora OA12


Habilidades: -Responder a preguntas en forma oral y escrita relativas a la unidad. --Demostrar comprensión de un texto relacionado con la función de la unidad y vocabulario clave.

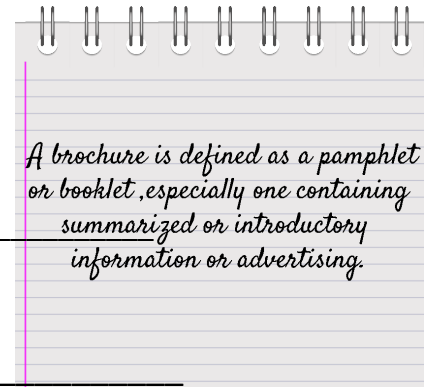
SECTION 1: SETTING THE CONTEXT

A European Country

I. Observe the image and answer the questions.

- Observa la imagen y responde las preguntas





A. What country do you think the brochure is about?

B. Do you think it is an attractive tourist destination?

C. Why? _____

D. Would you like to visit it? why? why not?

2. According to your knowledge, complete the table below with information about France.

- Según tus conocimientos, completa la tabla con información sobre Francia.

| Country | Capital city | Continent | Typical food | Celebrations |
|---------|--------------|-----------|--------------|--------------|
| France | | | | |

3. Observe landmarks of France and label them. Write the number.

- Observa lugares emblemáticos de Francia y únelos según corresponda. Escribe el número.

- | | |
|-------------------------|--------------------|
| 1. Versailles | ___ Museum |
| 2. Louvre | ___ Palace |
| 3. Opera Garnier | ___ Cathedral |
| 4. Orsay | ___ Fortified city |
| 5. Carcassonne | ___ Museum |
| 6. Sainte-Marie-Majeure | ___ Palace |



SECTION 2: LET'S PRACTICE

Paris

I. Read the title of the text and its image and discuss the topic of it.

- Lee el título del texto y su imagen y discute el tema de este.



Paris

Paris is one of the world's most famous cities and its top tourist destination. Over 30 million people visit Paris every year. It is world renowned for its food, nightlife, museums, history, fashion, culture, and romantic atmosphere. Paris is home to dozens of the world's most famous landmarks. The Louvre, a 400 + year old art museum is home to Da Vinci's Mona Lisa, and hundreds of other famous paintings and sculptures. The Eiffel Tower, a 1,000-foot tower overlooking the River Seine, is one of the world's most recognizable landmarks. When it was built, it was the tallest structure in the world. Paris has numerous other landmarks including the Arc d'Triomphe, a huge gateway that honors French fighters in the Napoleonic Wars. Paris is also home to the Sorbonne, one of the oldest institutes of higher education in Europe.

Paris has a fascinating history that extends more than 2,500 years. It was originally founded as a small Celtic village but evolved into a crowded medieval city that was frequently attacked by the Vikings. By the 12th century, Paris had become an international center of learning, culture, and government, and would soon become a major center of Catholicism.

Vocabulary words: Renowned:renombrada - Huge:enorme - Gateway:puerta - Crowded:concurrida

Text taken from: <https://mrnussbaum.com/paris-france-world-cities-series>



2. Read the text again and answer the following questions.

- Lee el texto nuevamente y responde las siguientes preguntas.
 - a) How many people visit Paris every year?
 - b) Why is Paris one of the best places to visit?
 - c) What landmarks can you recognize in the text?
 - d) Name 2 characteristics of The Eiffel Tower.
 - e) Why is Paris a historical city?

3. Complete the brochure with information from the text about Paris.

Completa el folleto con información del texto sobre París.

The city is renowned for...

City

Landmarks

Number of visitors

History

Country Flag

Choose a landmark and draw it



SECTION 3: LET'S CONSTRUCT AND APPLY OUR KNOWLEDGE

My country

1. Create your own country considering the following aspects.

- Crea tu propio país considerando los siguientes aspectos.

| | |
|-----------------------|-------------------------|
| ★ Name of the country | ★ Design a Flag |
| ★ Nationality | ★ Make the map |
| ★ Language | ★ Landmark (at least 2) |
| ★ Currency | ★ Typical food |

Name.....

Nationality

Language.....

Currency.....

Flag

Map


Landmark

1. 2.

Typical Food

.....

.....





2. Create a brochure about the country you created in the previous activity. You can use the information from your country and from Section 1-exercise 1

- Crea un brochure del país que tu creaste en la actividad anterior.
- Puedes usar información de tu país y además de la Sección 1 - ejercicio 1.

